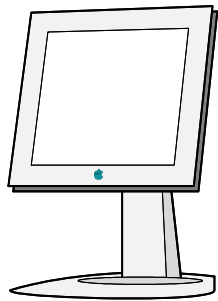


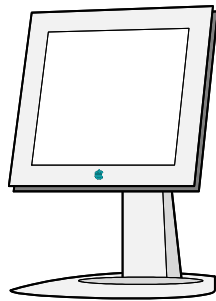
Workshop Presentation Setup

Important Information for Speaker

The following hardware is on stage and is used to control the presentation by the Speaker:



Presentation Screen
(signal identical to beamer)




Speaker Timer screen
(shows how many minutes remaining)

- There is no computer running the presentation on stage. The presentations run on the laptops on the Chairman's desk.
- Please **upload your presentation** to these laptops **before** you have your talk and test it on these laptops.
- During your presentation the Chairman can help you "online" if you have a problem with your presentation. He/She has parallel access to your presentation.




Keyboard
(full control over your presentation)



Mouse
(full control over your presentation)



You can use the keyboard buttons for slide control too



Remote slide control
(slide backward / forward)



Powerful green laser pointer